

# **AIS CATALOGUE 2024**

We are  
specialists in  
advanced  
plumbing and  
heating  
solutions

# AIS Building Outnovation Worldwide

Our services and products are available in more than 20 countries.





Building Outnovation

**Because  
innovation itself  
is not enough.  
Because we  
want to take  
transformation  
to another level.  
Beyond. Up. Out**

This catalogue provides an **overview of AIS Building Outnovation**, its products, references, and services.

Undergoing a radical transformation, we offer a unique and reliable value proposition.

*Driven by a mindset:*

## **OUTNOVATION**

A new concept in collaborative and expansive innovation that underpins our processes, products, and services to provide European in-house manufacturing of the highest quality at the best possible price.

## **CEPYME AWARD TOP500 COMPANY SPANISH LEADER**



Our company has been recognized as one of the 500 leading growth companies in Spain by the Spanish Confederation of Small and Medium-Sized Enterprises (CEPYME).

CEPYME500 is an award given by CEPYME in collaboration with Spanish Stock Exchanges and Financial Markets (BME, a company of SIX Group), Banco Santander (leader Bank company), Informa (a company of CESCE, Spanish leading provider of credit insurance company) and the Spanish Official Credit Agency (ICO) to the 500 leading Spanish SMEs in terms of growth in recent years. These companies stand out for their results, their ability to generate added value, employment, innovation, and international projection.

To qualify for the CEPYME500 award, companies must meet a rigorous set of criteria, including:

- Having a turnover of more than €10 million.
- Having demonstrated sustained growth in recent years.
- Being committed to innovation and excellence.

This achievement reflects the dedication of all AIS team professionals to excellence and continuous improvement, as well as the unwavering support we have received from our partners and suppliers.

# Quality guarantee

Our mission is to guarantee the total reliability of our systems. The **highest international certification standards** are the best indicator of the kind of innovation we are committed to: justified, solid, tried and tested.



# Creating value

We are specialists in **advanced plumbing and heating & cooling solutions**. Through the application of our own, efficient, and reliable methodology, we create a unique and innovative experience which allows us to improve people's everyday lives. Want to know more? Let us explain!



# Cutting edge solutions

SHAPING THE FUTURE OF OUR INDUSTRY

We have developed **two lines of business** to generate long-term benefits for the business community, affiliates, distributors, and installers.

With our extensive network, we **channel all our products quickly and securely.**

## OEM AIS SOLUTIONS

Products will be manufactured under the buyer's company brand

German-engineered, secure, high-performance, and complete OEM solutions for pipe manufacturers and system sellers.

AIS

## AIS SYSTEM

The evolution of our brand, AIS Building Outnovation, driven by innovative, sustainable, and efficient plumbing and heating & cooling solutions.



☼ Acqua ☼ Klima



Plumbing, heating and water distribution



### **AIS Multilayer System**

- AIS PPSU Fittings
- AIS XPRT Fittings
- AIS XPRT BC Fittings
- AIS XPRT & XPRT BC Components
- AIS Modular Fittings
- AIS Multilayer Pipes



### **AIS PEX SYSTEM**

- AIS PEX Fittings
- AIS PEX Pipes
- AIS PEX Components




### **AIS Manifolds and components**



### **AIS TOOLS**





We provide  
innovative, efficient,  
and tested in-house  
manufacturing  
solutions.



# 10 AIS Acqua

Plumbing, heating, and water distribution

## 12 **AIS Multilayer System**

14 AIS **PPSU** System

20 AIS **XPRT** Brass Tin-Plated surface fittings

28 AIS **XPRT BC** Brass colour surface fittings

35 AIS **XPRT & XPRT BC** Components

38 AIS **Modular** Fittings

41 AIS **PEXb-AL-PEXb** Multilayer pipes

43 AIS **PERT-AL-PERT** Multilayer pipes

## 45 **AIS PEX System**

47 AIS **PEX** Fittings

41 AIS **PEX** Components

51 AIS **PEX** Pipes

## 52 **AIS ACQUA Distribution**

53 AIS Manifolds and components

## 57 **AIS Tools**

## 61 **General terms and business conditions**

## PRODUCTS THAT ADD EXPERIENCES

### The reliability of good work

Our added value begins with the conception, development, and commercialization of our own products and services that can be transformed into innovative experiences.

This is how we have always worked, and that is why our brands are synonymous with quality, long life, and sustainable values at the best price.

Our **value proposition is based on integrity, honesty, and a commitment to creating unique business models.**

### THE ESSENCE OF OUR PRODUCTS

- More competitive and technically improved products: the best quality/price ratio.
- Own patents and technical problem solving.
- Materials that are respectful of health.
- Greater safety during installation.
- Reduced environmental impact.

# Our AIS Acqua Solutions are focused on:



● **AIS PPSU Fittings**  
For multilayer pipes



● **AIS XPRT Fittings**  
For multilayer pipes




● **AIS Modular Fittings**  
For multilayer pipes



● **AIS Multilayer Pipes**




● **AIS PEX Fittings**  
For PEX pipes



● **AIS PEX Pipes**





# AIS MULTILAYER SYSTEM



Our **value proposition** begins with the development of quality products. That is why we offer **innovative and efficient** in-house **manufacturing solutions**.

The AIS MULTILAYER system has proven its **reliability, quality, and versatility** in plumbing and heating installations.





### **Maximum safety**

Fittings specially designed to prevent the dragging of O-Rings.



### **Suitable for many types of application**

Valid for domestic hot and cold water and heating installations at high and low temperatures.



### **Quality and guarantee**

Products developed to provide innovative experiences, combining durability and lightness.



### **Health-friendly materials**

The AIS Multilayer system (pipe and fittings) is suitable for use in installations for human drinking water supply.



### **Versatile products AIS XPRT y AIS PPSU**

Compatible with U, TH, H, and RFz jaws profiles, and available in big diameters.

**Elevate  
your quality  
standards  
with the  
system built  
for exceeding  
professionals  
expectations.**





## AIS PPSU FOR MULTILAYER PIPES

### RAISE YOUR LEVEL OF COMPETENCE. SWITCH TO AIS PPSU

**We develop products that provide differential value.**

Our AIS PPSU product line is manufactured from Polyphenylsulfone (PPSU), a **high-performance polymer** material. This performance makes it as reliable as traditional metal materials, much lighter, more durable, and easier to install.



**MAXIMUM PERFORMANCE TO OFFER MAXIMUM QUALITY:** *a high performance material, without migration of metallic substances into the water.*

- **High profitability:** AIS PPSU offers the same performance as metal fittings at a much more stable and competitive price.
- **Greater durability:** being a material with very low roughness, it exhibits great resistance to incrustations, and therefore, to calcification. Additionally, it is totally resistant to corrosion.
- **More resistant:** AIS PPSU press-fittings are resistant to chlorination, being particularly appropriate for installations where the disinfection treatments are mandatory.
- **More versatile:** multi-jaws fittings, from 16 to 32mm, suitable to be pressed by U, TH, H and RFz profiles. From 40 to 63mm suitable to be pressed by TH and U profiles.

# AIS PPSU

## MODULAR ELBOW FEMALE

Discover its innovative design:  
one fitting, two ways to use it

The modular press-fitting modular elbow female AIS PPSU is ideally suited for connecting AIS Multilayer pipes and it's specially designed for the threaded connections to the consumption points in wet rooms. The female elbow is made of Polyphenylsulfone (PPSU) and the

threaded part is made of CW617N brass, suitable for use in drinking water conditions.

Its **innovative modular design** allows it to use it as a **female elbow** or as **wallplate elbow**, assembling to the PPSU body a base made of a technopolymer with a high mechanical strength.



**MODULAR**



**EASY  
INSTALLATION**



**SAFETY**



**VERSATILITY**



**HIGH  
RESISTANCE TO  
CHLORINATION**

**THE INNOVATION YOU HAVE BEEN LOOKING FOR. SAVE SPACE,  
TIME AND MONEY WITH THE MODULAR ELBOW FEMALE.**



# AIS PPSU

## NEW AIS PPSU MALE THREADED FITTINGS

We are expanding the range of AIS PPSU accessories with the integration of two new fittings: the male fixed coupling and the elbow male. The high performance of our AIS PPSU range makes them completely reliable, very light, resistant and easy to install.

**DEMAND MORE. UPGRADE TO AIS PPSU.**



## AIS PPSU FITTINGS

Art. N°	Jaw Profile	Dimension	Qty. Inner Pack	Qty. Carton
---------	-------------	-----------	-----------------	-------------

## Press-connection male MM-PPSU

<b>P711.1612</b>	U, H, TH, RFz	16x2,00-1/2"M	20u	80u
<b>P711.2012</b>	U, H, TH, RFz	20x2,25-1/2"M	20u	80u
<b>P711.20121</b>	U, H, TH, RFz	20x2,00-1/2"M	20u	80u
<b>P711.2034</b>	U, H, TH, RFz	20x2,25-3/4"M	20u	60u
<b>P711.20341</b>	U, H, TH, RFz	20x2,00-3/4"M	20u	60u
<b>P711.2534</b>	U, H, TH, RFz	25x2,50-3/4"M	10u	40u
<b>P711.2634</b>	U, H, TH, RFz	26x3,00-3/4"M	10u	40u
<b>P711.32100</b>	U, H, TH, RFz	32x3,00-1"M	10u	30u

## Press-coupling MM-PPSU

<b>P733.1616</b>	U, H, TH, RFz	16x2,00	20u	120u
<b>P733.2020</b>	U, H, TH, RFz	20x2,25	20u	80u
<b>P733.20201</b>	U, H, TH, RFz	20x2,00	20u	80u
<b>P733.2525</b>	U, H, TH, RFz	25x2,50	15u	45u
<b>P733.2626</b>	U, H, TH, RFz	26x3,00	15u	45u
<b>P733.3232</b>	U, H, TH, RFz	32x3,00	10u	30u
<b>P733.4040</b>	TH, U	40x4,00	2u	40u
<b>P733.5050</b>	TH, U	50x4,50	2u	22u
<b>P733.6363</b>	TH, U	63x6,00	1u	12u

## Press-coupling reduced MM-PPSU

<b>P733.2016</b>	U, H, TH, RFz	20x2,25-16x2,00	15u	90u
<b>P733.20161</b>	U, H, TH, RFz	20x2,00-16x2,00	15u	90u
<b>P733.2516</b>	U, H, TH, RFz	25x2,50-16x2,00	15u	60u
<b>P733.2520</b>	U, H, TH, RFz	25x2,50-20x2,25	15u	45u
<b>P733.25201</b>	U, H, TH, RFz	25x2,50-20x2,00	15u	45u
<b>P733.2616</b>	U, H, TH, RFz	26x3,00-16x2,00	15u	60u
<b>P733.26201</b>	U, H, TH, RFz	26x3,00-20x2,00	15u	45u
<b>P733.3225</b>	U, H, TH, RFz	32x3,00-25x2,50	10u	30u
<b>P733.3226</b>	U, H, TH, RFz	32x3,00-26x3,00	10u	30u
<b>P733.12020</b>	U, H, TH, RFz	20x2,25-20x2,00	20u	80u
<b>P733.2625</b>	U, H, TH, RFz	26x3,00-25x2,50	15u	45u





## AIS PPSU FITTINGS

Art. N°	Jaw Profile	Dimension	Qty. Inner Pack	Qty. Carton
---------	-------------	-----------	-----------------	-------------

## Press-elbow 90° MM-PPSU



<b>P703.1616</b>	U, H, TH, RFz	16x2,00	20u	80u
<b>P703.2020</b>	U, H, TH, RFz	20x2,25	20u	60u
<b>P703.20201</b>	U, H, TH, RFz	20x2,00	20u	60u
<b>P703.2525</b>	U, H, TH, RFz	25x2,50	15u	30u
<b>P703.2525</b>	U, H, TH, RFz	26x3,00	15u	30u
<b>P703.3232</b>	U, H, TH, RFz	32x3,00	10u	20u
<b>P703.4040</b>	TH, U	40x4,00	2u	30u
<b>P703.5050</b>	TH, U	50x4,50	2u	14u
<b>P703.6363</b>	TH, U	63x6,00	1u	8u

## Press-elbow 90° male MM-PPSU



<b>P701.1612</b>	U, H, TH, RFz	16x2,00-1/2"M	20u	80u
<b>P701.2012</b>	U, H, TH, RFz	20x2,25-1/2"M	15u	60u
<b>P701.20121</b>	U, H, TH, RFz	20x2,00-1/2"M	15u	60u
<b>P701.20341</b>	U, H, TH, RFz	20x2,00-3/4"M	10u	40u
<b>P701.2034</b>	U, H, TH, RFz	20x2,25-3/4"M	10u	40u
<b>P701.2534</b>	U, H, TH, RFz	25x2,50-3/4"M	10u	40u
<b>P701.2634</b>	U, H, TH, RFz	26x3,00-3/4"M	10u	40u
<b>P701.32100</b>	U, H, TH, RFz	32x3,00-1"M	5u	20u



NEW

## Base for wallplate elbow female PPSU

<b>P502.0012</b>	-	1/2"F	10u	60u
------------------	---	-------	-----	-----



NEW

## Press-elbow 90° female MM-PPSU

<b>P700.1612</b>	U, H, TH, RFz	16x2,00-1/2"F	20u	60u
<b>P700.2012</b>	U, H, TH, RFz	20x2,25-1/2"F	15u	45u
<b>P700.20121</b>	U, H, TH, RFz	20x2,00-1/2"F	15u	45u



NEW

## Press-wallplate elbow 90° female MM-PPSU

<b>P702.1612</b>	U, H, TH, RFz	16x2,00-1/2"F 46 mm height	15u	30u
<b>P702.2012</b>	U, H, TH, RFz	20x2,25-1/2"F 46 mm height	15u	30u
<b>P702.20121</b>	U, H, TH, RFz	20x2,00-1/2"F 46 mm height	15u	30u



## AIS PPSU FITTINGS

Art. N°	Jaw Profile	Dimension	Qty. Inner Pack	Qty. Carton
---------	-------------	-----------	-----------------	-------------

## Press-T MM-PPSU



<b>P723.161616</b>	U, H, TH, RFz	16x2,00	15u	45u
<b>P723.202020</b>	U, H, TH, RFz	20x2,25	15u	30u
<b>P723.2020201</b>	U, H, TH, RFz	20x2,00	15u	30u
<b>P723.252525</b>	U, H, TH, RFz	25x2,50	10u	20u
<b>P723.262626</b>	U, H, TH, RFz	26x3,00	10u	20u
<b>P723.323232</b>	U, H, TH, RFz	32x3,00	5u	10u
<b>P723.404040</b>	TH, U	40x4,00	1u	18u
<b>P723.505050</b>	TH, U	50x4,50	1u	10u
<b>P723.636363</b>	TH, U	63x6,00	1u	4u

## Press-T reduced MM-PPSU



<b>P723.162016</b>	U, H, TH, RFz	16x2,00-20x2,25-16x2,00	15u	45u
<b>P723.1620161</b>	U, H, TH, RFz	16x2,00-20x2,00-16x2,00	15u	45u
<b>P723.201616</b>	U, H, TH, RFz	20x2,25-16x2,00-16x2,00	15u	45u
<b>P723.2016161</b>	U, H, TH, RFz	20x2,00-16x2,00-16x2,00	15u	45u
<b>P723.201620</b>	U, H, TH, RFz	20x2,25-16x2,00-20x2,25	15u	30u
<b>P723.2016201</b>	U, H, TH, RFz	20x2,00-16x2,00-20x2,00	15u	30u
<b>P723.202016</b>	U, H, TH, RFz	20x2,25-20x2,25-16x2,00	15u	30u
<b>P723.2020161</b>	U, H, TH, RFz	20x2,00-20x2,00-16x2,00	15u	30u
<b>P723.251625</b>	U, H, TH, RFz	25x2,50-16x2,00-25x2,50	10u	20u
<b>P723.252020</b>	U, H, TH, RFz	25x2,50- 20x2,25-20x2,25	10u	20u
<b>P723.2520201</b>	U, H, TH, RFz	25x2,50-20x2,00-20x2,00	10u	20u
<b>P723.252025</b>	U, H, TH, RFz	25x2,50-20x2,25-25x2,50	10u	20u
<b>P723.2520251</b>	U, H, TH, RFz	25x2,50-20x2,00-25x2,50	10u	20u
<b>P723.261626</b>	U, H, TH, RFz	26x3,00-16x2,00-26x3,00	10u	20u
<b>P723.2620201</b>	U, H, TH, RFz	26x3,00-20x2,00-20x2,00	10u	20u
<b>P723.2620261</b>	U, H, TH, RFz	26x3,00-20x2,00-26x3,00	10u	20u
<b>P723.322032</b>	U, H, TH, RFz	32x3,00-20x2,25-32x3,00	5u	15u
<b>P723.3220321</b>	U, H, TH, RFz	32x3,00-20x2,00-32x3,00	5u	15u
<b>P723.322525</b>	U, H, TH, RFz	32x3,00-25x2,50-25x2,50	5u	15u
<b>P723.322532</b>	U, H, TH, RFz	32x3,00-25x2,50-32x3,00	5u	10u
<b>P723.322626</b>	U, H, TH, RFz	32x3,00-26x3,00-26x3,00	5u	15u
<b>P723.322632</b>	U, H, TH, RFz	32x3,00-26x3,00-32x3,00	5u	10u



**AIS XPRT BIG  
DIAMETER**

Range of metal  
fittings up to 75mm.



**AIS Multilayer  
System BD**

**Specialists  
in large  
dimensions,  
up to 75mm**

**AIS PPSU BIG  
DIAMETER**

Range of PPSU fittings  
manufactured in high-  
performance polymer  
material, up to 63mm.



- Compatible with U  
and TH jaws

**LARGE DIAMETER  
MULTILAYER PIPE**

Variety of diameters in  
multilayer pipes from  
16mm up to 75mm.





## AIS XPRT FOR MULTILAYER PIPES

### TRUST IN THE QUALITY OF AIS XPRT

**AIS XPRT: designed to safe installations in less time.**

Additionally, AIS XPRT allows the quick identification of unpressed fittings during the pressure test of the installation. If the fitting is not pressed.

Thanks to the new **Leak Before Press** guarantee feature, AIS XPRT allows for reduced installation time and increased reliability.



**WE INNOVATE TO SAVE YOU TIME:** quickly and safely install AIS XPRT.

- **Easy installation process:** with AIS XPRT, you can skip the chamfering step, (\*) and insert the fitting directly into the pipe.
- **Provides maximum reliability:** we have designed a patented anti-drag profile with three low profile O-rings that provide triple security compared to other similar fittings.

- **Optimized design:** water flow has been increased by 22%.
- **Carefully crafted design adaptable to big formats:** AIS XPRT consists of fittings with a range of up to 75mm.

(\*) We recommend calibrating for dimensions of 25mm and above to facilitate the introduction of the fitting.

**AIS XPRT BRASS TIN-PLATED SURFACE FITTINGS**

Art. N°	Jaw Profile	Dimension	Qty. Inner Pack	Qty. Carton
<b>Press-connection male</b>				
<b>1711.1612</b>	U, H, TH, RFz	16x2,00-1/2"M	20u	80u
<b>1711.2012</b>	U, H, TH, RFz	20x2,25-1/2"M	20u	80u
<b>1711.20121</b>	U, H, TH, RFz	20x2,00-1/2"M	20u	80u
<b>1711.2034</b>	U, H, TH, RFz	20x2,25-3/4"M	20u	80u
<b>1711.20341</b>	U, H, TH, RFz	20x2,00-3/4"M	20u	80u
<b>1711.2534</b>	U, H, TH, RFz	25x2,50-3/4"M	10u	40u
<b>1711.25100</b>	U, H, TH, RFz	25x2,50-1"M	10u	40u
<b>1711.32100</b>	U, H, TH, RFz	32x3,00-1"M	10u	30u



Art. N°	Jaw Profile	Dimension	Qty. Inner Pack	Qty. Carton
<b>Press-connection male: BD</b>				
<b>711.40114</b>	TH,U	40x4,00-1 1/4"M	1u	30u
<b>711.40112</b>	TH,U	40x4,00-1 1/2"M	1u	30u
<b>711.50112</b>	TH,U	50x4,50-1 1/2"M	1u	25u
<b>711.50200</b>	TH,U	50x4,50-2"M	1u	20u
<b>711.63200</b>	TH,U	63x6,00-2"M	1u	14u
<b>711.75212</b>	TH,U	75x7,50-2 1/2"M	1u	10u



Art. N°	Jaw Profile	Dimension	Qty. Inner Pack	Qty. Carton
<b>Press-connection female</b>				
<b>1710.1612</b>	U, H, TH, RFz	16x2,00-1/2" F	20u	80u
<b>1710.2012</b>	U, H, TH, RFz	20x2,25-1/2" F	20u	80u
<b>1710.20121</b>	U, H, TH, RFz	20x2,00-1/2" F	20u	80u
<b>1710.2034</b>	U, H, TH, RFz	20x2,25-3/4" F	20u	80u
<b>1710.20341</b>	U, H, TH, RFz	20x2,00-3/4" F	20u	80u
<b>1710.2534</b>	U, H, TH, RFz	25x2,50-3/4" F	10u	40u
<b>1710.25100</b>	U, H, TH, RFz	25x2,50-1" F	10u	40u
<b>1710.32100</b>	U, H, TH, RFz	32x3,00-1" F	10u	30u

**AIS XPRT BRASS TIN-PLATED SURFACE FITTINGS**

Art. N°	Jaw Profile	Dimension	Qty. Inner Pack	Qty. Carton
<b>Press-connection female</b>				
<b>710.40114</b>	TH,U	40x4,00-1 1/4" F	1u	30u
<b>710.40112</b>	TH,U	40x4,00-1 1/2" F	1u	30u
<b>710.50112</b>	TH,U	50x4,50-1 1/2" F	1u	25u
<b>710.63200</b>	TH,U	63x6,00-2" F	1u	15u
<b>710.75212</b>	TH,U	75x7,50-2 1/2" F	1u	8u



Art. N°	Jaw Profile	Dimension	Qty. Inner Pack	Qty. Carton
<b>Press-screw connection female</b>				
<b>1714.1612</b>	U, H, TH, RFz	16x2,00-1/2"	20u	120u
<b>1714.1634</b>	U, H, TH, RFz	16x2,00-3/4"	20u	80u
<b>1714.2012</b>	U, H, TH, RFz	20x2,25-1/2"	20u	80u
<b>1714.20121</b>	U, H, TH, RFz	20x2,00-1/2"	20u	80u
<b>1714.2034</b>	U, H, TH, RFz	20x2,25-3/4"	20u	80u
<b>1714.20341</b>	U, H, TH, RFz	20x2,00-3/4"	20u	80u
<b>1714.2534</b>	U, H, TH, RFz	25x2,50-3/4"	10u	40u
<b>1714.25100</b>	U, H, TH, RFz	25x2,50-1"	10u	40u
<b>1714.32100</b>	U, H, TH, RFz	32x3,00-1"	5u	30u
<b>1714.32114</b>	U, H, TH, RFz	32x3,00-1 1/4"	5u	20u



Art. N°	Jaw Profile	Dimension	Qty. Inner Pack	Qty. Carton
<b>Press-screw connection female - BD</b>				
<b>714.40112</b>	TH,U	40x4,00-1 1/2"	1u	32u
<b>714.40114</b>	TH,U	40x4,00-1 1/4"	1u	40u
<b>714.50200</b>	TH,U	50x4,50-2"	1u	20u
<b>714.63200</b>	TH,U	63x6,00-2"	1u	15u



Art. N°	Jaw Profile	Dimension	Qty. Inner Pack	Qty. Carton
<b>Press-screw connection elbow female</b>				
<b>1707.2534</b>	U, H, TH, RFz	25x2,50-3/4"	10u	30u



<b>Press-coupling</b>				
<b>1733.1616</b>	U, H, TH, RFz	16x2,00	20u	120u
<b>1733.2020</b>	U, H, TH, RFz	20x2,25	20u	80u
<b>1733.20201</b>	U, H, TH, RFz	20x2,00	20u	80u
<b>1733.2525</b>	U, H, TH, RFz	25x2,50	15u	45u
<b>1733.3232</b>	U, H, TH, RFz	32x3,00	10u	20u

**AIS XPRT BRASS TIN-PLATED SURFACE FITTINGS**

Art. N°	Jaw Profile	Dimension	Qty. Inner Pack	Qty. Carton
---------	-------------	-----------	-----------------	-------------

**Press-coupling**

<b>733.4040</b>	TH,U	40x4,00	1u	30u
<b>733.5050</b>	TH,U	50x4,50	1u	20u
<b>733.6363</b>	TH,U	63x6,00	1u	10u
<b>733.7575</b>	TH,U	75x7,50	1u	8u

**Press-coupling - BD Serie 2**

<b>233.7575</b>	U	75x7,50	1u	2u
-----------------	---	---------	----	----

Art. N°	Jaw Profile	Dimension	Qty. Inner Pack	Qty. Carton
---------	-------------	-----------	-----------------	-------------

**Press-coupling reduced**

<b>1733.2016</b>	U, H, TH, RFz	20x2,25-16x2,00	15u	90u
<b>1733.20161</b>	U, H, TH, RFz	20x2,00-16x2,00	15u	90u
<b>1733.2516</b>	U, H, TH, RFz	25x2,50-16x2,00	15u	60u
<b>1733.2520</b>	U, H, TH, RFz	25x2,50-20x2,25	15u	45u
<b>1733.25201</b>	U, H, TH, RFz	25x2,50-20x2,00	15u	45u
<b>1733.3225</b>	U, H, TH, RFz	32x3,00-25x2,50	10u	30u

Art. N°	Jaw Profile	Dimension	Qty. Inner Pack	Qty. Carton
---------	-------------	-----------	-----------------	-------------

**Press-coupling reduced - BD**

<b>733.4025</b>	TH,U	40x4,00-25x2,50	1u	40u
<b>733.4032</b>	TH,U	40x4,00-32x3,00	1u	36u
<b>733.5032</b>	TH,U	50x4,50-32x3,00	1u	25u
<b>733.5040</b>	TH,U	50x4,50-40x4,00	1u	20u
<b>733.6340</b>	TH,U	63x6,00-40x4,00	1u	15u
<b>733.6350</b>	TH,U	63x6,00-50x4,50	1u	10u
<b>733.7563</b>	TH,U	75x7,50-63x6,00	1u	8u

Art. N°	Jaw Profile	Dimension	Qty. Inner Pack	Qty. Carton
---------	-------------	-----------	-----------------	-------------

**Press-coupling reduced - BD Serie 2**

<b>233.6340</b>	U	63x6,00-40x4,00	1u	8u
<b>233.7540</b>	U	75x7,50-40x4,00	1u	2u
<b>233.7550</b>	U	75x7,50-50x4,50	1u	2u



**AIS XPRT BRASS TIN-PLATED SURFACE FITTINGS**

Art. N°	Jaw Profile	Dimension	Qty. Inner Pack	Qty. Carton
<b>Press-elbow 90°</b>				
<b>1703.1616</b>	U, H, TH, RFz	16x2,00	20u	80u
<b>1703.2020</b>	U, H, TH, RFz	20x2,25	20u	60u
<b>1703.20201</b>	U, H, TH, RFz	20x2,00	20u	60u
<b>1703.2525</b>	U, H, T H, RFz	25x2,50	15u	30u
<b>1703.3232</b>	U, H, TH, RFz	32x3,00	10u	20u



Art. N°	Jaw Profile	Dimension	Qty. Inner Pack	Qty. Carton
<b>Press-elbow 90° - BD</b>				
<b>703.4040</b>	TH,U	40x4,00	1u	20u
<b>703.5050</b>	TH,U	50x4,50	1u	14u
<b>703.6363</b>	TH,U	63x6,00	1u	6u
<b>703.7575</b>	TH,U	75x7,50	1u	4u



Art. N°	Jaw Profile	Dimension	Qty. Inner Pack	Qty. Carton
<b>Press-elbow 45° - BD</b>				
<b>704.4040</b>	TH,U	40x4,00	1u	20u
<b>704.5050</b>	TH,U	50x4,50	1u	16u
<b>704.6363</b>	TH,U	63x6,00	1u	8u
<b>704.7575</b>	TH,U	75x7,50	1u	4u



Art. N°	Jaw Profile	Dimension	Qty. Inner Pack	Qty. Carton
<b>Press-elbow male 90°</b>				
<b>1701.1612</b>	U, H, TH, RFz	16x2,00-1/2"M	20u	80u
<b>1701.2012</b>	U, H, TH, RFz	20x2,25-1/2"M	15u	60u
<b>1701.20121</b>	U, H, TH, RFz	20x2,00-1/2"M	15u	60u
<b>1701.2034</b>	U, H, TH, RFz	20x2,25-3/4"M	10u	40u
<b>1701.20341</b>	U, H, TH, RFz	20x2,00-3/4"M	10u	40u
<b>1701.2534</b>	U, H, TH, RFz	20x2,00-3/4"M	10u	40u
<b>1701.32100</b>	U, H, TH, RFz	32x3,00-1"M	5u	20u



Art. N°	Jaw Profile	Dimension	Qty. Inner Pack	Qty. Carton
<b>Press-elbow female 90°</b>				
<b>1700.1612</b>	U, H, TH, RFz	16x2,00-1/2" F	20u	80u
<b>1700.2012</b>	U, H, TH, RFz	20x2,25-1/2" F	15u	60u
<b>1700.20121</b>	U, H, TH, RFz	20x2,00-1/2" F	15u	60u
<b>1700.2034</b>	U, H, TH, RFz	20x2,25-3/4" F	10u	40u
<b>1700.20341</b>	U, H, TH, RFz	20x2,00-3/4" F	10u	40u
<b>1700.2534</b>	U, H, TH, RFz	25x2,50-3/4" F	10u	40u
<b>1700.32100</b>	U, H, TH, RFz	32x3,00-1" F	5u	20u

**AIS XPRT BRASS TIN-PLATED SURFACE FITTINGS**

Art. N°	Jaw Profile	Dimension	Qty. Inner Pack	Qty. Carton
<b>Press-wallplate elbow female 90° - 46mm height</b>				
<b>1702.1612</b>	U, H, TH, RFz	16x2,00-1/2"F	20u	40u
<b>1702.2012</b>	U, H, TH, RFz	20x2,25-1/2"F	20u	40u
<b>1702.20121</b>	U, H, TH, RFz	20x2,00-1/2"F	20u	40u



<b>Press-wallplate elbow female 90° - 38mm height</b>				
<b>1706.1612</b>	U, H, TH, RFz	16x2,00-1/2" F	20u	40u
<b>1706.2012</b>	U, H, TH, RFz	20x2,25-1/2" F	20u	40u
<b>1706.20121</b>	U, H, TH, RFz	20x2,00-1/2" F	20u	40u



Art. N°	Jaw Profile	Dimension	Qty. Inner Pack	Qty. Carton
<b>Press-T</b>				
<b>1723.161616</b>	U, H, TH, RFz	16x2,00	15u	45u
<b>1723.202020</b>	U, H, TH, RFz	20x2,25	15u	30u
<b>1723.2020201</b>	U, H, TH, RFz	20x2,00	15u	30u
<b>1723.252525</b>	U, H, TH, RFz	25x2,50	10u	20u
<b>1723.323232</b>	U, H, TH, RFz	32x3,00	5u	10u



<b>Press-T - BD</b>				
<b>723.404040</b>	TH,U	40x4,00	1u	16u
<b>723.505050</b>	TH,U	50x4,50	1u	10u
<b>723.636363</b>	TH,U	63x6,00	1u	3u
<b>723.757575</b>	TH,U	75x7,50	1u	3u

**AIS XPRT BRASS TIN-PLATED SURFACE FITTINGS**

Art. N°	Jaw Profile	Dimension	Qty. Inner Pack	Qty. Carton
<b>Press-T reduced</b>				
<b>1723.162016</b>	U, H, TH, RFz	16x2,00-20x2,25-16x2,00	15u	30u
<b>1723.1620161</b>	U, H, TH, RFz	16x2,00-20x2,00-16x2,00	15u	30u
<b>1723.201616</b>	U, H, TH, RFz	20x2,25-16x2,00-16x2,00	15u	45u
<b>1723.2016161</b>	U, H, TH, RFz	20x2,00-16x2,00-16x2,00	15u	45u
<b>1723.201620</b>	U, H, TH, RFz	20x2,25-16x2,00-20x2,25	15u	30u
<b>1723.2016201</b>	U, H, TH, RFz	20x2,00-16x2,00-20x2,00	15u	30u
<b>1723.202016</b>	U, H, TH, RFz	20x2,25-20x2,25-16x2,00	15u	30u
<b>1723.2020161</b>	U, H, TH, RFz	20x2,00-20x2,00-16x2,00	15u	30u
<b>1723.251616</b>	U, H, TH, RFz	25x2,50-16x2,00-16x2,00	10u	30u
<b>1723.251625</b>	U, H, TH, RFz	25x2,50-16x2,00-25x2,50	10u	20u
<b>1723.252020</b>	U, H, TH, RFz	25x2,50-20x2,25-20x2,25	10u	20u
<b>1723.2520201</b>	U, H, TH, RFz	25x2,50-20x2,00-20x2,00	10u	20u
<b>1723.252025</b>	U, H, TH, RFz	25x2,50-20x2,25-25x2,50	10u	20u
<b>1723.2520251</b>	U, H, TH, RFz	25x2,50-20x2,00-25x2,50	10u	20u
<b>1723.252520</b>	U, H, TH, RFz	25x2,50-25x2,50-20x2,25	10u	20u
<b>1723.2525201</b>	U, H, TH, RFz	25x2,50-25x2,50-20x2,00	10u	20u
<b>1723.322032</b>	U, H, TH, RFz	32x3,00-20x2,25-32x3,00	5u	15u
<b>1723.3220321</b>	U, H, TH, RFz	32x3,00-20x2,00-32x3,00	5u	15u
<b>1723.322525</b>	U, H, TH, RFz	32x3,00-25x2,50-25x2,50	5u	15u
<b>1723.322532</b>	U, H, TH, RFz	32x3,00-25x2,50-32x3,00	5u	10u



Art. N°	Jaw Profile	Dimension	Qty. Inner Pack	Qty. Carton
<b>Press-T reduced - BD</b>				
<b>723.402040</b>	TH,U	40x4,00-20x2,25-40x4,00	1u	20u
<b>723.402540</b>	TH,U	40x4,00-25x2,50-40x4,00	1u	18u
<b>723.403232</b>	TH,U	40x4,00-32x3,00-32x3,00	1u	18u
<b>723.403240</b>	TH,U	40x4,00-32x3,00-40x4,00	1u	16u
<b>723.502550</b>	TH,U	50x4,50-25x2,50-50x4,50	1u	12u
<b>723.503250</b>	TH,U	50x4,50-32x3,00-50x4,50	1u	12u
<b>723.504050</b>	TH,U	50x4,50-40x4,00-50x4,50	1u	10u
<b>723.632563</b>	TH,U	63x6,00-25x2,50-63x6,00	1u	6u
<b>723.633263</b>	TH,U	63x6,00-32x3,00-63x6,00	1u	6u
<b>723.634063</b>	TH,U	63x6,00-40x4,00-63x6,00	1u	4u
<b>723.635063</b>	TH,U	63x6,00-50x4,50-63x6,00	1u	4u
<b>723.755075</b>	TH,U	75x7,50-50x4,50-75x7,50	1u	4u

**AIS XPRT BRASS TIN-PLATED SURFACE FITTINGS**

Art. N°	Jaw Profile	Dimension	Qty. Inner Pack	Qty. Carton
---------	-------------	-----------	-----------------	-------------

**Press-T reduced - BD Serie 2**

<b>223.633263</b>	U	63x6,00-32x3,00-63x6,00	1u	2u
<b>223.635063</b>	U	63x6,00-50x4,50-63x6,00	1u	2u
<b>223.754075</b>	U	75x7,50-40x4,00-75x7,50	1u	2u



Art. N°	Jaw Profile	Dimension	Qty. Inner Pack	Qty. Carton
---------	-------------	-----------	-----------------	-------------

**Press-T female**

<b>1720.161216</b>	U, H, TH, RFz	16x2,00-1/2"F-16x2,00	20u	40u
<b>1720.201220</b>	U, H, TH, RFz	20x2,25-1/2"F-20x2,25	20u	40u
<b>1720.2012201</b>	U, H, TH, RFz	20x2,00-1/2"F-20x2,00	20u	40u
<b>1720.251225</b>	U, H, TH, RFz	25x2,50-1/2"F-25x2,50	10u	20u
<b>1720.253425</b>	U, H, TH, RFz	25x2,50-3/4"F-25x2,50	10u	20u
<b>1720.323432</b>	U, H, TH, RFz	32x3,00-3/4"F-32x3,00	5u	15u



Art. N°	Jaw Profile	Dimension	Qty. Inner Pack	Qty. Carton
---------	-------------	-----------	-----------------	-------------

**Press-T female - BD**

<b>720.4010040</b>	TH,U	40x4,00-1"F-40x4,00	1u	20u
<b>720.5010050</b>	TH,U	50x4,50-1"F-50x4,50	1u	14u
<b>720.6310063</b>	TH,U	63x6,00-1"F-63x6,00	1u	6u



Art. N°	Jaw Profile	Dimension	Qty. Inner Pack	Qty. Carton
---------	-------------	-----------	-----------------	-------------

**Press-T female - BD Serie 2**

<b>220.7510075</b>	U	75x7,50-1"H-75x7,50	1u	2u
--------------------	---	---------------------	----	----



Art. N°	Jaw Profile	Dimension	Qty. Inner Pack	Qty. Carton
---------	-------------	-----------	-----------------	-------------

**Press-end plug**

<b>1755.16</b>	U, H, TH, RFz	16x2,00	20u	120u
<b>1755.20</b>	U, H, TH, RFz	20x2,25	20u	120u



**AIS XPRT BC BRASS TIN-PLATED SURFACE FITTINGS**

Art. N°	Jaw Profile	Dimension	Qty. Inner Pack	Qty. Carton
---------	-------------	-----------	-----------------	-------------

**Press-connection male**

<b>1911.1612</b>	U, H, TH, RFz	16x2,00-1/2"M	10u	90u
<b>1911.2012</b>	U, H, TH, RFz	20x2,25-1/2"M	10u	80u
<b>1911.20121</b>	U, H, TH, RFz	20x2,00-1/2"M	10u	80u
<b>1911.2034</b>	U, H, TH, RFz	20x2,25-3/4"M	10u	80u
<b>1911.20341</b>	U, H, TH, RFz	20x2,00-3/4"M	10u	80u
<b>1911.25100</b>	U, H, TH, RFz	25x2,50-1"M	10u	40u
<b>1911.2534</b>	U, H, TH, RFz	25x2,50-3/4"M	10u	40u
<b>1911.26100</b>	U, H, TH, RFz	26x3,00-1"M	10u	40u
<b>1911.2634</b>	U, H, TH, RFz	26x3,00-3/4"M	10u	40u
<b>1911.32100</b>	U, H, TH, RFz	32x3,00-1"M	10u	40u

**Press-connection female**

<b>1910.1612</b>	U, H, TH, RFz	16x2,00-1/2"M	10u	90u
<b>1910.2012</b>	U, H, TH, RFz	20x2,25-1/2"M	10u	80u
<b>1910.20121</b>	U, H, TH, RFz	20x2,00-1/2"M	10u	80u
<b>1910.2034</b>	U, H, TH, RFz	20x2,25-3/4"M	10u	70u
<b>1910.20341</b>	U, H, TH, RFz	20x2,00-3/4"M	10u	70u
<b>1910.25100</b>	U, H, TH, RFz	25x2,50-1"M	10u	40u
<b>1910.2534</b>	U, H, TH, RFz	25x2,50-3/4"M	10u	40u
<b>1910.26100</b>	U, H, TH, RFz	26x3,00-1"M	10u	40u
<b>1910.2634</b>	U, H, TH, RFz	26x3,00-3/4"M	10u	40u
<b>1910.32100</b>	U, H, TH, RFz	32x3,00-1"M	10u	30u

**Press-screw connection female**

<b>1914.1612</b>	U, H, TH, RFz	16x2,00-1/2"F	10u	110u
<b>1914.1634</b>	U, H, TH, RFz	16x2,00-3/4"F	10u	70u
<b>1914.2012</b>	U, H, TH, RFz	20x2,25-1/2"F	10u	80u
<b>1914.20121</b>	U, H, TH, RFz	20x2,00-1/2"F	10u	80u
<b>1914.2034</b>	U, H, TH, RFz	20x2,25-1/2"F	10u	80u
<b>1914.20341</b>	U, H, TH, RFz	20x2,00-3/4"F	10u	80u
<b>1914.25100</b>	U, H, TH, RFz	25x2,50-1"F	10u	40u
<b>1914.2534</b>	U, H, TH, RFz	25x2,50-3/4"F	10u	50u
<b>1914.26100</b>	U, H, TH, RFz	26x3,00-1"F	10u	40u
<b>1914.2634</b>	U, H, TH, RFz	26x3,00-3/4"F	10u	50u
<b>1914.32100</b>	U, H, TH, RFz	32x3,00-1"F	10u	30u
<b>1914.32114</b>	U, H, TH, RFz	32x3,00-1 1/4"F	10u	20u



**AIS XPRT BC BRASS TIN-PLATED SURFACE FITTINGS**

Art. N°	Jaw Profile	Dimension	Qty. Inner Pack	Qty. Carton
---------	-------------	-----------	-----------------	-------------

**Press-screw connection elbow female 90°**

<b>1907.2534</b>	U, H, TH, RFz	25x2,50-3/4"F	10u	40u
------------------	---------------	---------------	-----	-----

**Press-coupling**

<b>1933.1616</b>	U, H, TH, RFz	16x2,00	10u	110u
<b>1933.2020</b>	U, H, TH, RFz	20x2,25	10u	70u
<b>1933.20201</b>	U, H, TH, RFz	20x2,00	10u	70u
<b>1933.2525</b>	U, H, TH, RFz	25x2,50	10u	40u
<b>1933.2626</b>	U, H, TH, RFz	26x3,00	10u	40u
<b>1933.3232</b>	U, H, TH, RFz	32x3,00	10u	20u

**Press-coupling reduced**

<b>1933.2016</b>	U, H, TH, RFz	20x2,25-16x2,00	10u	80u
<b>1933.20161</b>	U, H, TH, RFz	20x2,00-16x2,00	10u	80u
<b>1933.2516</b>	U, H, TH, RFz	25x2,50-16x2,00	10u	50u
<b>1933.2520</b>	U, H, TH, RFz	25x2,50-20x2,25	10u	50u
<b>1933.25201</b>	U, H, TH, RFz	25x2,50-20x2,00	10u	50u
<b>1933.2616</b>	U, H, TH, RFz	26x3,00-16x2,00	10u	50u
<b>1933.26201</b>	U, H, TH, RFz	26x3,00-20x2,00	10u	50u
<b>1933.3225</b>	U, H, TH, RFz	32x3,00-25x2,50	10u	30u
<b>1933.3226</b>	U, H, TH, RFz	32x3,00-26x3,00	10u	30u

**Press-elbow 90°**

<b>1903.1616</b>	U, H, TH, RFz	16x2,00	10u	90u
<b>1903.2020</b>	U, H, TH, RFz	20x2,25	10u	70u
<b>1903.20201</b>	U, H, TH, RFz	20x2,00	10u	70u
<b>1903.2525</b>	U, H, TH, RFz	25x2,50	10u	30u
<b>1903.2626</b>	U, H, TH, RFz	26x3,00	10u	30u
<b>1903.3232</b>	U, H, TH, RFz	32x3,00	5u	20u

**Press-elbow female 90°**

<b>1900.1612</b>	U, H, TH, RFz	16x2,00-1/2"M	10u	90u
<b>1900.2012</b>	U, H, TH, RFz	20x2,25-1/2"M	10u	70u
<b>1900.20121</b>	U, H, TH, RFz	20x2,00-1/2"M	10u	70u
<b>1900.2034</b>	U, H, TH, RFz	20x2,25-3/4"M	10u	50u
<b>1900.20341</b>	U, H, TH, RFz	20x2,00-3/4"M	10u	50u
<b>1900.2534</b>	U, H, TH, RFz	25x2,50-1"M	10u	40u
<b>1900.2634</b>	U, H, TH, RFz	25x2,50-3/4"M	10u	40u
<b>1900.32100</b>	U, H, TH, RFz	26x3,00-1"M	5u	20u

**AIS XPRT BC BRASS TIN-PLATED SURFACE FITTINGS**

Art. N°	Jaw Profile	Dimension	Qty. Inner Pack	Qty. Carton
---------	-------------	-----------	-----------------	-------------

**Press-elbow male 90°**

<b>1901.1612</b>	U, H, TH, RFz	16x2,00-1/2"M	10u	80u
<b>1901.2012</b>	U, H, TH, RFz	20x2,25-1/2"M	10u	60u
<b>1901.20121</b>	U, H, TH, RFz	20x2,00-1/2"M	10u	60u
<b>1901.2034</b>	U, H, TH, RFz	20x2,25-3/4"M	10u	50u
<b>1901.20341</b>	U, H, TH, RFz	20x2,00-3/4"M	10u	50u
<b>1901.2534</b>	U, H, TH, RFz	25x2,50-3/4"M	10u	40u
<b>1901.2634</b>	U, H, TH, RFz	26x3,00-3/4"M	10u	40u
<b>1901.32100</b>	U, H, TH, RFz	32x3,00-1"M	5u	20u

**Press-wallplate elbow female 90° - 46mm height**

<b>1902.1612</b>	U, H, TH, RFz	16x2,00-1/2"F	10u	50u
<b>1902.2012</b>	U, H, TH, RFz	20x2,25-1/2"F	10u	40u
<b>1902.20121</b>	U, H, TH, RFz	20x2,00-1/2"F	10u	40u

**Press-wallplate elbow female 90° - 38mm height**

<b>1906.1612</b>	U, H, TH, RFz	16x2,00-1/2"F	10u	50u
<b>1906.2012</b>	U, H, TH, RFz	20x2,25-1/2"F	10u	40u
<b>1906.20121</b>	U, H, TH, RFz	20x2,00-1/2"F	10u	40u

**Press-T**

<b>1923.161616</b>	U, H, TH, RFz	16x2,00	10u	50u
<b>1923.202020</b>	U, H, TH, RFz	20x2,25	10u	40u
<b>1923.2020201</b>	U, H, TH, RFz	20x2,00	10u	40u
<b>1923.252525</b>	U, H, TH, RFz	25x2,50	5u	20u
<b>1923.262626</b>	U, H, TH, RFz	26x3,00	5u	20u
<b>1923.323232</b>	U, H, TH, RFz	32x3,00	4u	12u

**Press-T female**

<b>1920.161216</b>	U, H, TH, RFz	16x2,00-1/2"F-16x2,00	10u	50u
<b>1920.201220</b>	U, H, TH, RFz	20x2,25-1/2"F-20x2,25	10u	40u
<b>1920.2012201</b>	U, H, TH, RFz	20x2,00-1/2"F-20x2,00	10u	40u
<b>1920.251225</b>	U, H, TH, RFz	25x2,50-1/2"F-25x2,50	5u	25u
<b>1920.253425</b>	U, H, TH, RFz	25x2,50-3/4"F-25x2,50	5u	20u
<b>1920.261226</b>	U, H, TH, RFz	26x3,00-1/2"F-26x3,00	5u	25u
<b>1920.263426</b>	U, H, TH, RFz	26x3,00-3/4"F-26x3,00	5u	20u
<b>1920.323432</b>	U, H, TH, RFz	32x3,00-3/4"F-32x3,00	5u	20u

**AIS XPRT BC BRASS TIN-PLATED SURFACE FITTINGS**

Art. N°	Jaw Profile	Dimension	Qty. Inner Pack	Qty. Carton
---------	-------------	-----------	-----------------	-------------

**Press-T reduced**

<b>1923.162016</b>	U, H, TH, RFz	16x2,00-20x2,25-16x2,00	10u	50u
<b>1923.1620161</b>	U, H, TH, RFz	16x2,00-20x2,00-16x2,00	10u	50u
<b>1923.201616</b>	U, H, TH, RFz	20x2,25-16x2,00-16x2,00	10u	50u
<b>1923.2016161</b>	U, H, TH, RFz	20x2,00-16x2,00-16x2,00	10u	50u
<b>1923.201620</b>	U, H, TH, RFz	20x2,25-16x2,00-20x2,25	10u	40u
<b>1923.2016201</b>	U, H, TH, RFz	20x2,00-16x2,00-20x2,00	10u	40u
<b>1923.202016</b>	U, H, TH, RFz	20x2,25-20x2,25-16x2,00	10u	40u
<b>1923.2020161</b>	U, H, TH, RFz	20x2,00-20x2,00-16x2,00	10u	40u
<b>1923.2026201</b>	U, H, TH, RFz	20x2,00-26x3,00-20x2,00	5u	25u
<b>1923.251616</b>	U, H, TH, RFz	25x2,50-16x2,00-16x2,00	5u	30u
<b>1923.251620</b>	U, H, TH, RFz	25x2,50-16x2,00-20x2,25	5u	30u
<b>1923.251625</b>	U, H, TH, RFz	25x2,50-16x2,00-25x2,50	5u	25u
<b>1923.252020</b>	U, H, TH, RFz	25x2,50-20x2,25-20x2,25	5u	25u
<b>1923.2520201</b>	U, H, TH, RFz	25x2,50-20x2,00-20x2,00	5u	25u
<b>1923.252025</b>	U, H, TH, RFz	25x2,50-20x2,25-25x2,50	5u	25u
<b>1923.2520251</b>	U, H, TH, RFz	25x2,50-20x2,00-25x2,50	5u	25u
<b>1923.252520</b>	U, H, TH, RFz	25x2,50-25x2,50-20x2,25	5u	20u
<b>1923.2525201</b>	U, H, TH, RFz	25x2,50-25x2,50-20x2,00	5u	20u
<b>1923.261616</b>	U, H, TH, RFz	26x3,00-16x2,00-16x2,00	5u	30u
<b>1923.2616201</b>	U, H, TH, RFz	26x3,00-16x2,00-20x2,00	5u	30u
<b>1923.261626</b>	U, H, TH, RFz	26x3,00-16x2,00-26x3,00	5u	25u
<b>1923.2620201</b>	U, H, TH, RFz	26x3,00-20x2,00-20x2,00	5u	25u
<b>1923.2620261</b>	U, H, TH, RFz	26x3,00-20x2,00-26x3,00	5u	25u
<b>1923.2626201</b>	U, H, TH, RFz	26x3,00-26x3,00-20x2,00	5u	20u
<b>1923.322032</b>	U, H, TH, RFz	32x3,00-20x2,25-32x3,00	5u	15u
<b>1923.3220321</b>	U, H, TH, RFz	32x3,00-20x2,00-32x3,00	5u	15u
<b>1923.322525</b>	U, H, TH, RFz	32x3,00-25x2,50-25x2,50	5u	15u
<b>1923.322532</b>	U, H, TH, RFz	32x3,00-25x2,50-32x3,00	5u	15u
<b>1923.322626</b>	U, H, TH, RFz	32x3,00-26x3,00-26x3,00	5u	15u
<b>1923.322632</b>	U, H, TH, RFz	32x3,00-26x3,00-32x3,00	5u	15u

**AIS XPRT BC BRASS TIN-PLATED SURFACE FITTINGS**

Art. N°	Jaw Profile	Dimension	Qty. Inner Pack	Qty. Carton
---------	-------------	-----------	-----------------	-------------

**Press-connection male**

<b>711.40112F</b>	U, TH	40x4,00-1-1/2" M	1u	30u
<b>711.40114F</b>	U, TH	40x4,00-1 1/4" M	1u	30u
<b>711.50112F</b>	U, TH	50x4,50-1 1/2" M	1u	25u
<b>711.50200F</b>	U, TH	50x4,50-2" M	1u	20u
<b>711.63200F</b>	U, TH	63x6,00-2" M	1u	14u
<b>711.75212F</b>	U, TH	75x7,50-2 1/2"M	1u	10u

**Press-connection female**

<b>710.40112F</b>	U, TH	40x4,00-1 1/2"F	1u	30u
<b>710.40114F</b>	U, TH	40x4,00-1 1/4"F	1u	30u
<b>710.50112F</b>	U, TH	50x4,50-1 1/2"F	1u	25u
<b>710.63200F</b>	U, TH	63x6,00-2"F	1u	15u
<b>710.75212F</b>	U, TH	75x7,50-2 1/2"F	1u	8u

**Press-screw connection female**

<b>714.40112F</b>	U, TH	40x4,00-1 1/2"F	1u	32u
<b>714.40114F</b>	U, TH	40x4,00-1 1/4"F	1u	40u
<b>714.50200F</b>	U, TH	50x4,50-2"F	1u	20u
<b>714.63200F</b>	U, TH	63x6,00-2"F	1u	15u

**Press-coupling**

<b>733.4040F</b>	U, TH	40x4,00-40x4,00	1u	30u
<b>733.5050F</b>	U, TH	50x4,50-50x4,50	1u	20u
<b>733.6363F</b>	U, TH	63x6,00-63x6,00	1u	10u
<b>733.7575F</b>	U, TH	75x7,50-75x7,50	1u	8u

**Press-coupling reduced**

<b>733.4025F</b>	U, TH	40x4,00-25x2,50	1u	40u
<b>733.4026F</b>	U, TH	40x4,00-26x3,00	1u	40u
<b>733.4032F</b>	U, TH	40x4,00-32x3,00	1u	36u
<b>733.5032F</b>	U, TH	50x4,50-32x3,00	1u	25u
<b>733.5040F</b>	U, TH	50x4,50-40x4,00	1u	20u
<b>733.6340F</b>	U, TH	63x6,00-40x4,00	1u	15u
<b>733.6350F</b>	U, TH	63x6,00-50x4,50	1u	10u
<b>733.7540F</b>	U, TH	75x7,50-40x4,00	1u	8u
<b>733.7550F</b>	U, TH	75x7,50-50x4,50	1u	8u
<b>733.7563F</b>	U, TH	75x7,50-63x6,00	1u	8u

**AIS XPRT BC BRASS TIN-PLATED SURFACE FITTINGS**

Art. N°	Jaw Profile	Dimension	Qty. Inner Pack	Qty. Carton
---------	-------------	-----------	-----------------	-------------

**Press-elbow 90°**

<b>703.4040F</b>	U, TH	40x4,00-40x4,00	1u	20u
<b>703.5050F</b>	U, TH	50x4,50-50x4,50	1u	14u
<b>703.6363F</b>	U, TH	63x6,00-63x6,00	1u	6u
<b>703.7575F</b>	U, TH	75x7,50-75x7,50	1u	4u

**Press-elbow 45°**

<b>704.4040F</b>	U, TH	40x4,00-40x4,00	1u	20u
<b>704.5050F</b>	U, TH	50x4,50-50x4,50	1u	16u
<b>704.6363F</b>	U, TH	63x6,00-63x6,00	1u	8u
<b>704.7575F</b>	U, TH	75x7,50-75x7,50	1u	4u

**Press-T**

<b>723.404040F</b>	U, TH	40x4,00-40x4,00-40x4,00	1u	16u
<b>723.505050F</b>	U, TH	50x4,50-50x4,50-50x4,50	1u	10u
<b>723.636363F</b>	U, TH	63x6,00-63x6,00-63x6,00	1u	3u
<b>723.757575F</b>	U, TH	75x7,50-75x7,50-75x7,50	1u	3u

**AIS XPRT BC BRASS TIN-PLATED SURFACE FITTINGS**

Art. N°	Jaw Profile	Dimension	Qty. Inner Pack	Qty. Carton
<b>Press-T reduced</b>				
<b>723.324032F</b>	U, TH	32x3,00-40x4,00-32x3,00	1u	16u
<b>723.4020401F</b>	U, TH	40x4,00-20x2,00-40x4,00	1u	20u
<b>723.402040F</b>	U, TH	40x4,00-20x2,25-40x4,00	1u	20u
<b>723.402540F</b>	U, TH	40x4,00-25x2,50-40x4,00	1u	18u
<b>723.402640F</b>	U, TH	40x4,00-26x3,00-40x4,00	1u	18u
<b>723.403232F</b>	U, TH	40x4,00-32x3,00-32x3,00	1u	18u
<b>723.403240F</b>	U, TH	40x4,00-32x3,00-40x4,00	1u	16u
<b>723.405040F</b>	U, TH	40x4,00-50x4,50-40x4,00	1u	10u
<b>723.502550F</b>	U, TH	50x4,50-25x2,50-50x4,50	1u	12u
<b>723.502650F</b>	U, TH	50x4,50-26x3,00-50x4,50	1u	12u
<b>723.503250F</b>	U, TH	50x4,50-32x3,00-50x4,50	1u	12u
<b>723.504050F</b>	U, TH	50x4,50-40x4,00-50x4,50	1u	10u
<b>723.506350F</b>	U, TH	50x4,50-63x6,00-50x4,50	1u	3u
<b>723.632563F</b>	U, TH	63x6,00-25x2,50-63x6,00	1u	6u
<b>723.632663F</b>	U, TH	63x6,00-26x3,00-63x6,00	1u	6u
<b>723.633263F</b>	U, TH	63x6,00-32x3,00-63x6,00	1u	6u
<b>723.634063F</b>	U, TH	63x6,00-40x4,00-63x6,00	1u	4u
<b>723.635063F</b>	U, TH	63x6,00-50x4,50-63x6,00	1u	4u
<b>723.637563F</b>	U, TH	63x6,00-75x7,50-63x6,00	1u	3u
<b>723.754075F</b>	U, TH	75x7,50-40x4,00-75x7,50	1u	4u
<b>723.755075F</b>	U, TH	75x7,50-50x4,50-75x7,50	1u	4u
<b>Press-T female</b>				
<b>720.4010040F</b>	U, TH	40x4,00-1"F-40x4,00	1u	20u
<b>720.5010050F</b>	U, TH	50x4,50-1"F-50x4,50	1u	14u
<b>720.6310063F</b>	U, TH	63x6,00-1"F-63x6,00	1u	6u
<b>720.7510075F</b>	U, TH	75x7,50-1"F-75x7,50	1u	3u



**AIS XPRT COMPONENTS FOR MULTILAYER PIPES****Flat fixing plate**

Art. N°	Jaw Profile	Dimension	Qty. Inner Pack	Qty. Carton
<b>244.101</b>	-	250mm x 61mm	1u	50u

**\*Screws included\*****Dry wall fixing plate**

Art. N°	Jaw Profile	Dimension	Qty. Inner Pack	Qty. Carton
<b>244.102</b>	-	346mm x 60mm	1u	30u

**\*Screws included\***

Art. N°	Jaw Profile	Dimension	Qty. Carton
---------	-------------	-----------	-------------

**Press-lever ball valve**

<b>1771.2020</b>	U, H, TH, RFz	20x2,25	12u
<b>1771.2525</b>	U, H, TH, RFz	25x2,50	8u
<b>1771.3232</b>	U, H, TH, RFz	32x3,00	8u

**Press-embedded U-valve**

<b>1779.2020</b>	U, H, TH, RFz	20x2,25	12u
<b>1779.20201</b>	U, H, TH, RFz	20x2,00	12u
<b>1779.2525</b>	U, H, TH, RFz	25x2,50	8u



Art. N°	Jaw Profile	Dimension	Qty. Inner Pack	Qty. Carton
---------	-------------	-----------	-----------------	-------------


**Press-embedded valve**

<b>1777.1616</b>	U, H, TH, RFz	16x2,00	10u	20u
<b>1777.2020</b>	U, H, TH, RFz	20x2,25	10u	20u
<b>1777.20201</b>	U, H, TH, RFz	20x2,00	10u	20u
<b>1777.2525</b>	U, H, TH, RFz	25x2,50	6u	12u





**AIS XPRT COMPONENTS FOR MULTILAYER PIPES**

Art. N°	Description	Qty. Inner Pack	Qty. Carton	
<b>Handle for embedded valve</b>				
 277.1000	-	1u	40u	
<b>Concealed handle for embedded valve</b>				
 279.0000	-	1u	60u	
<b>Extension for embedded valve</b>				
 279.2000	-	1u	120u	
<b>Press-radiator elbow 90°</b>				
 1753.161535	U, H, TH, RFz	16x2,00	2u	60u
<b>Press-radiator arc 90°</b>				
 553.16	U, H, TH, RFz	16x2,00	1u	30u
<b>Press-adapter for coper pipes</b>				
 1954.1615	U, H, TH, RFz	16x2,00-15Cu	20u	120u
1954.2522	U, H, TH, RFz	25x2,50-22Cu	10u	40u

**AIS XPRT COMPONENTS FOR MULTILAYER PIPES**

Art. N°	Jaw Profile	Dimension	Qty. Inner Pack	Qty. Carton
---------	-------------	-----------	-----------------	-------------

**Press-end-plug**

<b>1955.16</b>	U, H, TH, RFz	16x2,00	10u	150u
<b>1955.20</b>	U, H, TH, RFz	20x2,25	10u	110u
<b>1955.201</b>	U, H, TH, RFz	20x2,00	10u	110u

**Pressure-end-plug removable**

<b>360.101612</b>	-	16x1/2"F	10u	200u
<b>360.102012</b>	-	20x1/2"F	10u	200u
<b>360.102512</b>	-	25x1/2"F	10u	170u
<b>360.103212</b>	-	32x1/2"F	10u	100u
<b>360.104012</b>	-	40x1/2"F	10u	60u

**Replacement o-ring for test plug**

<b>283.16</b>	-	16-9x1,6mm	10u	200u
<b>283.20P</b>	-	20-12x1,6mm	10u	200u
<b>283.25P</b>	-	25-15,6x1,78mm	10u	200u
<b>283.32P</b>	-	32-21x2mm	10u	200u
<b>283.40P</b>	-	40-27,3x2mm	10u	200u




## AIS MODULAR FITTINGS FOR MULTILAYER PIPES

### AIS MODULAR FITTINGS: INNOVATION AND RELIABILITY IN EVERY CONNECTION

AIS Modular press fittings are suitable to connect multilayer pipes PERT-AL-PERT for **cold and hot water and heating applications.**

These big dimension fittings are **suitable for large buildings** such as Hospitals, Industries, Commercial or big surfaces Buildings.



- **Modular system:** Versatile system allowing multiple connections with a limited range of fittings, simplifying inventory and planning.
- **Extensive dimension range:** From 25x2.5 to 110x10.0, suitable for a variety of applications from residential to large buildings.

- **Easy assembly:** Innovative design for quick, effortless installation, optimizing time and reducing labour costs.
- **Suitable for drinking water:** it ensures safety and quality for drinking water supply systems.

**This range is available on request, don't hesitate to contact us for more information!**



## AIS MODULAR FITTINGS IN BRASS AND STAINLESS STEEL

Art. N°	Jaw Profile	Dimension	Qty. Inner Pack	Qty. Carton
---------	-------------	-----------	-----------------	-------------

**Press-adapter**

<b>831.8025B</b>	U, H, TH, RFz	25x2,50	1u	6u
<b>831.8032B</b>	U, H, TH, RFz	32x3,00	1u	6u
<b>831.8040B</b>	U, TH	40x4,00	1u	6u
<b>831.8050B</b>	U, TH	50x4,50	1u	6u
<b>831.8063B</b>	U, TH	63x6,00	1u	6u
<b>831.8075B</b>	U, TH	75x7,50	1u	6u
<b>831.8090B</b>	U	90x8,50	1u	6u
<b>831.80110B</b>	U	110x10,00	1u	6u

**Base body elbow 90°**

<b>803.8080</b>	-	-	1u	2u
-----------------	---	---	----	----

**Base body elbow 45°**

<b>804.8080</b>	-	-	1u	2u
-----------------	---	---	----	----

**Base body tee-piece**

<b>823.808080</b>	-	-	1u	1u
-------------------	---	---	----	----

**Connection male**

<b>811.80212</b>	-	1/2"M	1u	6u
<b>811.80300</b>	-	3"M	1u	6u
<b>811.80400</b>	-	4"M	1u	6u






**Connection female**

<b>810.80112</b>	-	1-1/2"F	1u	6u
<b>810.80114</b>	-	1-1/4"F	1u	6u
<b>810.80200</b>	-	2"F	1u	6u
<b>810.80212</b>	-	2 1/2"F	1u	6u
<b>810.80300</b>	-	3"F	1u	6u



# AIS MODULAR FITTINGS FOR MULTILAYER PIPES

## AIS MODULAR FITTINGS IN BRASS AND STAINLESS STEEL


	Art. N°	Dimension	Qty. Inner Pack	Qty. Carton
	<b>End plug</b> 855.80	-	1u	16u
	<b>End plug female</b> 855.8034	3/4"	1u	16u
	<b>Gasket</b> 583.80	-	Set 5u	200u
	<b>Clamp</b> 878.8080	-	1u	10u
	<b>Flange</b> 879.80300	3"	1u	3u
	879.80400	4"	1u	3u



## EXPERIENCE THE RELIABILITY WITH AIS MULTILAYER PIPES

Significantly lighter than traditional metallic pipes, **AIS Multilayer PEXb-Al-PEXb** pipes are manufactured in Europe according to **EN-ISO 21003 standard** and are ideal for domestic hot and cold water as heating installation.

AIS Multilayer PEXb-Al-PEXb pipe consists of 5 layers: an external and an internal layer made of crosslinked polyethylene (type b) and an aluminium intermediate layer bonded to the previous ones by means of two adhesive layers.



### AIS PEXb-Al-PEXb MULTILAYER PIPES:

*lighter than metallic pipes, from DN 16 to 32mm. PN 10bar/95°C*

- **Easy to handle:** The high flexibility of the pipe allows it to be manually cold bent.
- **High dimensional stability:** Thanks to a very low thermal expansion similar to that of copper pipes, our AIS Multilayer pipes have a high dimensional stability.
- **Low thermal conductivity:** AIS Multilayer pipes have a low thermal conductivity which allows to obtain minimum heat losses in the system.

- **Lower head loss:** Thanks to its low roughness, scale deposits on the walls of the pipe are avoided, which allows to keep the flow rate and eliminate additional head loss in the installation throughout its useful life.
- **Oxygen tightness:** Resistant to oxygen diffusion because of welded aluminium intermediate layer.



# AIS MULTILAYER PIPES

## AIS PEXb-AL-PEXb MULTILAYER PIPES

Art. N°	Dimension	Length	Qty. Palet
---------	-----------	--------	------------

### Multilayer pipe without carton



<b>106.16100</b>	16x2,00	100m	2.500m
<b>106.20101</b>	20x2,00	100m	2.100m
<b>106.26050</b>	26x3,00	50m	600m
<b>106.32050</b>	32x3,00	50m	700m

### Isolated multilayer pipe in red



<b>120.16050</b>	16x2,00 - isolated 6mm	50m	1.000m
<b>120.200501</b>	20x2,00 - isolated 6mm	50m	1.000m
<b>120.26125</b>	26x3,00 - isolated 10mm	25m	450m
<b>120.32125</b>	32x3,00 - isolated 10mm	25m	275m

### Isolated multilayer pipe in blue



<b>121.16050</b>	16x2,00 - isolated 6mm	50m	1.000m
<b>121.200501</b>	20x2,00 - isolated 6mm	50m	1.000m
<b>121.26125</b>	26x3,00 - isolated 10mm	25m	450m
<b>121.32125</b>	32x3,00 - isolated 10mm	25m	275m






## THE SAFETY YOU NEED IN YOUR INSTALLATION TODAY AND ALWAYS

The AIS multilayer PERT-AL-PERT pipe is manufactured under the **most rigorous quality standards** to meet the needs of our customers.

**AIS Multilayer PERT-AL-PERT** pipe consists of 5 layers: an external and an internal layer made of polyethylene raised temperature resistant (PERT) type II and an aluminum intermediate layer bonded to the previous ones by means of two adhesive layers.

This pipe is manufactured according to the EN ISO 21003 standard.



**EXPERIENCE THE RELIABILITY OF MULTILAYER PIPE:** *quality brought to your installation.*

- **Low thermal conductivity:** our AIS MULTILAYER pipes have a low thermal conductivity, which allows to obtain minimal heat losses in the system.
- **Low thermal expansion:** thanks to a very low thermal expansion, similar to that of the copper pipes, our AIS Multilayer pipes have a high dimensional stability.
- **Oxygen tightness:** resistant to oxygen diffusion because of welded aluminum intermediate layer.

- **Durability:** high resistance to abrasion and pipe degradation. Its external layer made of PERT provides mechanical protection against external agents and construction processes.
- **High resistance to chlorination:** AIS Multilayer PERT-AL-PERT pipes are classified as CL5, making them particularly suitable for installations where disinfection treatments are mandatory.



## AIS PERT-AL-PERT MULTILAYER PIPES

Art. N°	Dimension	Length	Qty. Palet
---------	-----------	--------	------------

## Multilayer pipe coil without carton



101.16025	16x2,00	25m	2.000m
104.16100	16x2,00	100m	5.600m
104.20100	20x2,25	100m	3.600m
104.20101	20x2,00	100m	3.600m
104.25050	25x2,50	50m	1.600m

## Multilayer pipe coil



101.16100	16x2,00	100m	2.700m
101.16500	16x2,00	500m	3.000m
101.20100	20x2,25	100m	1.800m
101.20101	20x2,00	100m	1.800m
101.25050	25x2,50	50m	900m
101.32050	32x3,00	50m	600m

## Multilayer straight pipe



102.16004	16x2,00	4m	3.300m
102.20004	20x2,25	4m	2.244m
102.20104	20x2,00	4m	2.244m
102.25004	25x2,50	4m	1.320m
102.32004	32x3,00	4m	924m
102.40004	40x4,00	4m	528m
102.50004	50x4,50	4m	264m
102.63004	63x6,00	4m	216m
102.75004	75x7,50	4m	132m

## AIS PERT-AL-PERT MULTILAYER PRE-INSULATED PIPES

## Isolated multilayer pipe in red



110.16050	16x2,00 - isolated 6mm	50m	1.000m
110.20050	20x2,25 - isolated 6 mm	50m	1.000m
110.200501	20x2,00 - isolated 6 mm	50m	1.000m
110.25125	25x2,50 - isolated 10 mm	25m	450m
110.32125	32x3,00 - isolated 10mm	25m	275m

## Isolated multilayer pipe in blue



109.16050	16x2,00 - isolated 6mm	50m	1.000m
109.20050	20x2,25 - isolated 6 mm	50m	1.000m
109.200501	20x2,00 - isolated 6 mm	50m	1.000m
109.25125	25x2,50 - isolated 10 mm	25m	450m
109.32125	32x3,00 - isolated 10mm	25m	275m



AIS PEX  
System




## THE FASTEST WAY TO INSTALL PEX

We are committed to **open and expansive innovation**. The PEX system is synonymous with quality, safety, and strength, with a competitive price for all your projects.

AIS PEX fittings are specially designed to be used in hot and cold drinking water applications alongside AIS PEX pipes.

AIS PEX fittings are made of CW617N brass, an alloy included in the positive list of 4MS\* for materials in contact with water for human consumption.

\* List of materials approved for the manufacture of drinking water products by the 4MS (France, Germany, Netherlands, and UK) initiative.





### Versatility

Multi-jaw fitting valid for jaws: U and RFz profiles.



# AIS PEX

**A SUCCESS STORY WITH EVERY INSTALLATION: Move to AIS PEX and achieve greater efficiency in your installation.**



### Enhanced efficiency

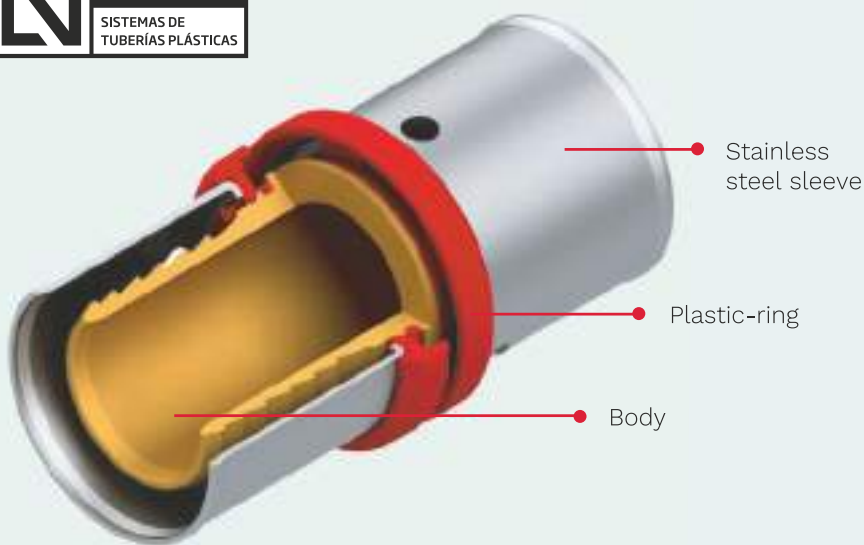
Reduce installation times and perform pressure testing immediately after installation.



### Safety

AIS PEX press-fitting are designed without O-Rings, so the risk of damaging them is avoided.

In addition, AIS PEX press-fittings have 6 tightness teeth for dimensions 16mm and 20mm and 7 tightness teeth for dimensions 25mm and 32mm.



### Reliability

All AIS PEX press-fittings have an inspection window to check the correct insertion of the pipe.



### Quality guarantee

Manufactured with materials suitable to be in contact with drinking water.

Gain in **safety**. Install **quickly**.  
Use **AIS PEX**.



## AIS PEX FITTINGS



Art. N°	Dimension	Qty. Inner Pack	Qty. Carton
<b>Press-connection male</b>			
<b>1411.1612</b>	16x1,80-1/2" M	40u	160u
<b>1411.2012</b>	20x1,90-1/2" M	76u	152u
<b>1411.2034</b>	20x1,90-3/4" M	24u	96u
<b>1411.2534</b>	25x2,30-3/4" M	36u	72u
<b>1411.25100</b>	25x2,30-1" M	28u	56u
<b>1411.32100</b>	32x2,90-1" M	18u	36u



<b>Press-connection female</b>			
<b>1410.1612</b>	16x1,80-1/2" F	38u	152u
<b>1410.2012</b>	20x1,90-1/2" F	66u	132u
<b>1410.2034</b>	20x1,90-3/4" F	22u	88u
<b>1410.2534</b>	25x2,30-3/4" F	36u	72u
<b>1410.32100</b>	32x2,90-1" F	18u	36u



<b>Press-screw connection female</b>			
<b>1414.1612</b>	16x1,80-1/2"	40u	160u
<b>1414.1634</b>	16x1,80-3/4"	32u	128u
<b>1414.2012</b>	20x1,90-1/2"	28u	112u
<b>1414.2034</b>	20x1,90-3/4"	26u	104u
<b>1414.2534</b>	25x2,30-3/4"	36u	72u
<b>1414.32100</b>	32x2,90-1"	24u	48u



<b>Press-coupling</b>			
<b>1433.1616</b>	16x1,80	42u	168u
<b>1433.2020</b>	20x1,90	64u	128u
<b>1433.2525</b>	25x2,30	30u	60u
<b>1433.3232</b>	32x2,90	16u	32u



<b>Press-coupling reduced</b>			
<b>1433.2016</b>	20x1,90-16x1,80	70u	140u
<b>1433.2520</b>	25x2,30-20x1,90	36u	72u
<b>1433.3225</b>	32x2,90-25x2,30	22u	44u



## AIS PEX FITTINGS

Art. N°	Dimension	Qty. Inner Pack	Qty. Carton
---------	-----------	-----------------	-------------

**Press-elbow 90°**

<b>1403.1616</b>	16x1,80	68u	136u
<b>1403.2020</b>	20x1,90	42u	84u
<b>1403.2525</b>	25x2,30	20u	40u
<b>1403.3232</b>	32x2,90	12u	24u

**Press-elbow female 90°**

<b>1401.1612</b>	16x1,80-1/2" M	22u	88u
<b>1401.2012</b>	20x1,90-1/2" M	22u	88u

**Press-elbow male 90°**

<b>1400.1612</b>	16x1,80-1/2" F	26u	104u
<b>1400.2012</b>	20x1,90-1/2" F	48u	96u
<b>1400.2034</b>	20x1,90-3/4" F	18u	72u
<b>1400.2534</b>	25x2,30-3/4" F	24u	48u

**Press-wallplate elbow female 90° - 46mm height**

<b>1402.1612</b>	16x1,80-1/2" F	22u	44u
<b>1402.2012</b>	20x1,90-1/2" F	24u	48u
<b>1402.2534</b>	25x2,30-3/4" F	12u	24u

**Press-wallplate elbow female 90° - 38mm height**

<b>1406.1612</b>	16x1,80-1/2" F	28u	56u
<b>1406.2012</b>	20x1,90-1/2" F	26u	52u

**Press-T**

<b>1423.161616</b>	16x1,80	40u	80u
<b>1423.202020</b>	20x1,90	28u	56u
<b>1423.252525</b>	25x2,30	12u	24u
<b>1423.323232</b>	32x2,90	6u	12u





## AIS PEX FITTINGS



Art. N°	Dimension	Qty. Inner Pack	Qty. Carton
<b>Press-T reduced</b>			
<b>1423.162016</b>	16x1,80-20x1,90-16x1,80	36u	72u
<b>1423.201616</b>	20x1,90-16x1,80-16x1,80	34u	68u
<b>1423.201620</b>	20x1,90-16x1,80-20x1,90	32u	64u
<b>1423.202016</b>	20x1,90-20x1,90-16x1,80	32u	64u
<b>1423.251616</b>	25x2,30-16x1,80-16x1,80	22u	44u
<b>1423.251625</b>	25x2,30-16x1,80-25x2,30	18u	36u
<b>1423.252020</b>	25x2,30-20x1,90-20x1,90	20u	40u
<b>1423.252025</b>	25x2,30-20x1,90-25x2,30	16u	32u
<b>1423.252520</b>	25x2,30-25x2,30-20x1,90	14u	28u
<b>1423.322032</b>	32x2,90-20x1,90-32x2,90	10u	20u
<b>1423.322532</b>	32x2,90-25x2,30-32x2,90	8u	16u



<b>Press-T female</b>			
<b>1420.161216</b>	16x1,80-1/2" F-16x1,80	36u	72u
<b>1420.201220</b>	20x1,90-1/2" F-20x1,90	28u	56u
<b>1420.253425</b>	25x2,30-3/4" F-25x2,30	12u	24u





## AIS PEX COMPONENTS

Art. N°	Dimension	Qty. Carton
<b>Press-lever ball valve</b>		
1471.2020	20x1,90	14u
1471.2525	25x2,30	10u
<b>Press embedded U-valve</b>		
1479.2020	20x1,90	18u
1479.2525	25x2,30	10u
<b>Press embedded valve</b>		
1477.1616	16x1,80	28u
1477.2020	20x1,90	26u
1477.2525	25x2,30	18u

Art. N°	Jaw Profile	Dimension	Qty. Inner Pack	Qty. Carton
<b>Flat fixing plate</b> <span style="float: right;">*Screws included*</span>				
244.101	-	250mm x 61mm	1u	50u
<b>Dry wall fixing plate</b> <span style="float: right;">*Screws included*</span>				
244.102	-	346mm x 60mm	1u	30u

Art. N°	Description	Qty. Inner Pack	Qty. Carton
<b>Handle for embedded valve</b>			
277.1000	-	1u	40u
<b>Concealed handle for embedded valve</b>			
279.0000	-	1u	60u
<b>Extension for embedded valve</b>			
279.2000	-	1u	120u

**AIS PEX PIPES**

Art N°	Dimension	Length	Qty. Palet
<b>AIS PEX pipe in coil</b>			
<b>114.16100</b>	16x1,80	100m	2400m
<b>114.20100</b>	20x1,90	100m	1600m
<b>114.25050</b>	25x2,30	50m	800m
<b>114.32050</b>	32x2,90	50m	450m
<b>AIS PEX-a straight pipe</b>			
<b>115.16004</b>	16x1,80	4m	3600m
<b>115.20004</b>	20x1,90	4m	2304m
<b>115.25004</b>	25x2,30	4m	1440m
<b>115.32004</b>	32x2,90	4m	1008m
<b>AIS PEX-a Corrugated pipe in blue</b>			
<b>118.16050</b>	16x1,80	50m	900m
<b>118.20050</b>	20x1,90	50m	750m
<b>AIS PEX-a Corrugated pipe in red</b>			
<b>119.16050</b>	16x1,80	50m	900m
<b>119.20050</b>	20x1,90	50m	750m

# Distribution

Heating accessories  
for **any type of  
installation**

Sanitary manifolds that  
adapt to any type of  
installation

## Benefits




### **Installations**

Installations designed to meet the demand for thermal comfort and hygiene.



### **Rational use of energy**



**AIS MANIFOLDS AND COMPONENTS**

Art. N°	Dimension	Qty. Inner Pack	Qty. Carton
---------	-----------	-----------------	-------------

**Manifold box**

<b>420.901</b>	300x350x90mm	1u	-
<b>420.902</b>	300x430x90mm	1u	-
<b>420.903</b>	300x530x90mm	1u	-
<b>420.904</b>	300x630x90mm	1u	-

Art. N°	Dimension	Qty. Inner Pack	Qty. Carton
---------	-----------	-----------------	-------------

**Simple manifold with seat conical**

<b>420.357342</b>	3/4" x 1/2" M 2 outlets	1u	10u
<b>420.357343</b>	3/4" x 1/2" M 3 outlets	1u	8u
<b>420.357344</b>	3/4" x 1/2" M 4 outlets	1u	8u

**Simple manifold with seat flat**

<b>420.305402</b>	3/4" x 1/2" M 2 outlets	6u	60u
<b>420.305403</b>	3/4" x 1/2" M 3 outlets	5u	50u

**Manifold with interception valve**

<b>420.3TG05402</b>	3/4" x 1/2" M 2 outlets	1u	5u
<b>420.3TG05403</b>	3/4" x 1/2" M 3 outlets	1u	5u

**Brass end plug female**

<b>421.034</b>	3/4" F	1u	500u
----------------	--------	----	------

**Screw connection for sanitary manifold and regulation**

<b>421.80316</b>	16x2,00 - 1/2"	2u	250u
<b>421.8141612</b>	16x1,80 - 1/2"	2u	50u

**AIS MANIFOLDS AND COMPONENTS**

Art. N°	Dimension	Qty. Inner Pack	Qty. Carton
---------	-----------	-----------------	-------------

**Eurocone connection only for multilayer pipes**

<b>421.70316</b>	16x2,00-3/4"	2u	200u
<b>421.70820</b>	20x2,25-3/4"	2u	200u
<b>421.708201</b>	20x2,00-3/4"	2u	250u

**Adapter Female-Male**

<b>421.1234</b>	1/2"F-3/4"M	1u	100u
-----------------	-------------	----	------

Art. N°	Dimension	Qty. Inner Pack
---------	-----------	-----------------

**Stainless steel manifold 1" - outlets eurocone 3/4"M**

<b>422.1204</b>	4 salidas 3/4" M	1u
<b>422.1205</b>	5 salidas 3/4" M	1u
<b>422.1206</b>	6 salidas 3/4" M	1u
<b>422.1207</b>	7 salidas 3/4" M	1u
<b>422.1208</b>	8 salidas 3/4" M	1u
<b>422.1209</b>	9 salidas 3/4" M	1u
<b>422.1210</b>	10 salidas 3/4" M	1u
<b>422.1211</b>	11 salidas 3/4" M	1u
<b>422.1212</b>	12 salidas 3/4" M	1u

Art. N°	Dimension	Qty. Inner Pack	Qty. Carton
---------	-----------	-----------------	-------------

**Set of straight ball valves 3/4" M-F w. screw connect.  
For sanitary manifold w. handles red and blue**

<b>421.23434</b>	3/4" M-F	7u	35u
------------------	----------	----	-----

# AIS SERVICES

Flexibility in  
response to any  
requirement

**It is not just our  
products which  
set us apart**

We bring our particular vision to the process of industry transformation, and we use a work model which sets us apart and of which we are proud.

We are quick to respond to the requirements of our clients with tailored solutions thanks to our in-house engineering department: specific assemblies and deliverables adapted to all types of construction.





# AIS Support: *always by your side*

**1 2 3** Training throughout the 3 stages

**At the beginning of the project**

**During the project**

**After the project**



### Technical support service

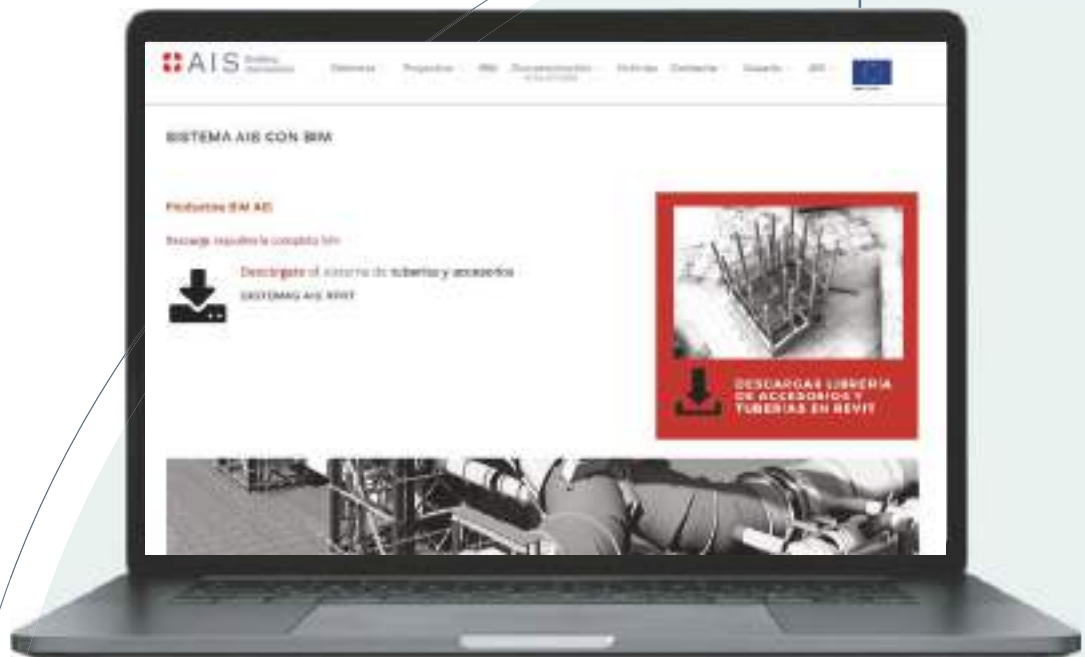
An expert team accompanies the client throughout the entire project, both in the design phase and post-sales.



### Digital planning

Thanks to the implementation of the **BIM model**, our clients can access all information about our products or repository online in Revit format.

**Document Download: technical data sheets, certifications, manuals.**



**BIM Library**



**AIS TOOLS**

Art. N°	Dimensions	Qty. Inner Pack	Qty. Carton
---------	------------	-----------------	-------------

**Pressure-end-plug removable**



<b>360.101612</b>	16x2,00-1/2"F	10u	200u
<b>360.102012</b>	20x2,25-1/2"F	10u	200u
<b>360.102512</b>	25x2,50-1/2"F	10u	170u
<b>360.103212</b>	32x3,00-1/2"F	10u	100u
<b>360.104012</b>	40x4,00-1/2"F	10u	60u

**Replacement o-ring for test plug**



<b>283.16</b>	16mm	10u	200u
<b>283.20P</b>	20mm	10u	200u
<b>283.25P</b>	25mm	10u	200u
<b>283.32P</b>	32mm	10u	200u
<b>283.40P</b>	40mm	10u	200u

Art. N°	Description	Qty. Inner Pack
---------	-------------	-----------------



**Handle for calibrating tool**

<b>360.000</b>	Made of stainless steel	1u
----------------	-------------------------	----

Art. N°	Description	Qty. Inner Pack
---------	-------------	-----------------

**Calibrating insert from 16 to 75mm**



<b>360.0016</b>	16x2,00	1u
<b>360.0020</b>	20x2,25/20x2,00	1u
<b>360.0025</b>	25x2,50	1u
<b>360.0032</b>	32x3,00	1u
<b>360.1040</b>	40x4,00	1u
<b>360.1050</b>	50x4,50	1u
<b>360.1063</b>	63x6,00	1u
<b>360.1075</b>	75x7,50	1u





**AIS TOOLS**



Art. N°	Dimension	Qty. Inner Pack
<b>Pipe Cutter</b>		
<b>360.61632</b>	16 to 26mm	1u



<b>Blade for pipe cutter</b>		
<b>360.616260</b>	-	1u



Art. N°	Dimension	Qty. Inner Pack
<b>Handle for calibrating tool + calibrating inserts</b>		
<b>360.1000P</b>	16-32mm	1u



<b>Pipe cutter with cutting capacity</b>		
<b>360.81640</b>	Up to diam. 40mm	1u
<b>360.81675</b>	Up to diam. 75mm	1u



<b>Knives for pipe cutter</b>		
<b>360.816400</b>	Up to diam. 40mm	1u
<b>360.816750</b>	Up to diam. 75mm	1u



<b>3-size bevelling tool</b>		
<b>360.162025</b>	16 - 20 - 25mm	1u



<b>Radial press machine Box + Machine + Battery + Charger</b>		
<b>360.316751</b>	from 16 to 75mm	1u



**AIS TOOLS**



Art. N°	Dimension	Qty. Inner Pack
<b>Pressing tong U</b>		
<b>360.316</b>	Ø 16	1u
<b>360.320</b>	Ø 20	1u
<b>360.325</b>	Ø 25	1u
<b>360.332</b>	Ø 32	1u
<b>360.340</b>	Ø 40	1u
<b>360.350</b>	Ø 50	1u
<b>360.363</b>	Ø 63	1u
<b>360.375 *</b>	Ø 75	1u



\*Includes U75 pressing ring and adapter clamp  
Also available separately. Please inquire.

**Radial press machine Box + Machine + Battery + Charger**

<b>360.516321</b>	from 16 to 40mm	1u
-------------------	-----------------	----



**Pressing tong mini U**

<b>360.516</b>	Ø 16	1u
<b>360.520</b>	Ø 20	1u
<b>360.525</b>	Ø 25	1u
<b>360.532</b>	Ø 32	1u
<b>360.540</b>	Ø 40	1u



**Rapid charger Li-Ion 230V**

<b>360.3111</b>	Battery charger	1u
-----------------	-----------------	----





**AIS TOOLS**

Art. N°	Description	Qty. Inner Pack
---------	-------------	-----------------



**Battery Li-Ion 14,4V - 5Ah**

<b>360.3121</b>	Battery Li-ion 14,4V - 5,0Ah	1u
-----------------	------------------------------	----



**Voltage supply Li-Ion 230V**

<b>360.313</b>	Electrical connection module	1u
----------------	------------------------------	----

Art. N°	Description	Qty. Inner Pack
---------	-------------	-----------------



**Manual radial press machine**

<b>360.41632</b>	from 16 to 32mm	1u
------------------	-----------------	----



**Inner bending spring**

<b>360.2016</b>	16x2,00	1u
<b>360.2020</b>	20x2,25	1u
<b>360.2025</b>	25x2,50 or 26x3,00	1u



**Outer bending spring**

<b>360.2116</b>	16x2,00	1 ud.
<b>360.2120</b>	20x2,25/20x2,00	1 ud.
<b>360.2125</b>	25x2,50	1 ud.
<b>360.2132</b>	32x3,00	1 ud.



**Pipe decoiler with rolls and bag**

<b>360.1014340</b>	Height 870 - 1122mm Ø ext 1140mm Ø int 360mm	1u
--------------------	---	----

# General terms and business conditions

## 1. Disposiciones generales

1.1. These general terms and business conditions of Multicapas Industrial S.L and subsidiaries (hereinafter referred to as "AIS") apply to all deliveries and services made or supply by AIS to customers, in particular deliveries of pipes, fittings and accessories as well as systems, whether standard products of AIS or products specially manufactured to the customer specifications (hereinafter referred to as "goods").

1.2. Individual agreements shall take priority if they shall conflict with these general terms and business conditions. AIS general terms and business conditions shall take priority if these general terms and business conditions conflict with the general purchase terms of the customer.

## 2. Quotations, prices and contracts conclusion

2.1 Quotations made by AIS are non-binding and remain valid for 30 days from the date of the quotation unless stated otherwise in the quotation.

2.2 The AIS list of prices applies unless otherwise agreed. Price quotations are made in EURO, ex works. Value-added tax will be charged separately at the legally mandated rate.

2.3 Orders will be accepted by a written confirmation of the order to be issued by AIS.

2.4 Orders to AIS, amendments, and additions to contracts, as well as side arrangements must be in writing. The contract will, however, also come into force when AIS execute orders that were issued in writing or verbally.

2.5 All statements made by AIS employees and arrangements made with them require AIS written confirmation. This shall apply in particular to the issue of warranties for quality or durability.

2.6 Drawings, technical information, and other performance data shall only be binding if expressly agreed in writing.

2.7 AIS reserve all property rights and copyrights to illustrations, drawings, calculations and other documents. This also applies to written documents which are referred to or marked as "confidential". Prior to their disclosure or passing on to third parties, the customer must obtain AIS explicit written consent.

## 3. Prices

3.1 Otherwise agreed, AIS will charge the prices in effect on the date of delivery or provision of the service.

3.2 AIS reserve the right to appropriately adjust AIS prices if, after contract conclusion an increase in costs occurs due to circumstances that are beyond AIS control, in particular due to collective agreements or changes in material prices.

3.3 Samples requested by the customer will only be delivered against invoice unless otherwise agreed between the parties.

## 4. Payment

4.1 Invoices are payable free of expenses net within 30 days from the date of invoice.

4.2 AIS reserves the right to make deliveries only against payment in advance, or against other security.

4.3 If the Customer falls behind with payment, AIS shall be entitled to charge default interest at the legally permissible rate. AIS reserve the right to claim further compensation.

4.4 AIS reserves the right to communicate to credit information agencies experience with payments from customers.

## 5. Delivery dates, delivery and returned purchases

5.1 AIS endeavor to keep stated delivery times or delivery periods. Delivery dates or delivery periods are binding if they have been explicit agreed.

5.2 AIS shall be entitled to make reasonable partial deliveries, which, AIS may invoice immediately.

5.3 In the case of special orders, over and under deliveries shall be admissible up to 5% and will be taken into account when invoicing.

5.4 AIS shall not be under an obligation to accept a return of batches of material that the customer no longer requires for any reason.

5.5 The periods for delivery shall extend reasonably with the onset of unforeseeable hindrances, which are outside of AIS control, such as strike, lock-out, operational breakdown, delay in the supply of raw material, regardless of whether these hindrances occur with AIS or with AIS suppliers. AIS shall not be held responsible for circumstances of this kind, even in cases when AIS are behind AIS delivery schedule.

5.6 The delivery time shall only commence when all the necessary documents, details and technical questions has been clarified and provided to AIS.

5.7 In case AIS pay the transport, AIS are free to choose the transport company and transport mode.

## 6. Transfer of risk

6.1 The risk shall transfer to the Customer as soon as the goods have left AIS premises or warehouse.

6.2 If dispatch of goods is delayed for reasons attributable to the Customer, the risk shall transfer upon receipt of the notification that the goods are ready for dispatch.

## 7. Warranty

7.1 AIS warrants that the products and systems supplied correspond with the product specifications agreed in writing or assured by AIS in writing.

7.2 AIS warrants that the products and systems supplied are free from defects in materials and manufacture.

7.3 AIS gives no warranty for defects which are the consequence of damage to the products or systems after dispatch from the factory, improper storage or incorrect processing by the customer or his purchaser.

## 8. Complaints

8.1 AIS must be notified about apparent defects by a written and specific complaint within 5 working days of receipt of the goods. This shall also apply to incorrect, over and under deliveries. Other defects shall be reported immediately. Violations of the obligation to complain shall entail the loss of the right of the Customer to claim damages.

8.2 The customer shall be under an obligation to pay the price for undisputed batches in due time.

8.3 Complaints shall not entail the right to delay payments past their due date balancing payments with counterclaims by the Customer, which have not been acknowledged or are not legally enforceable, shall not be admissible.

## 9. Liability for defects

9.1 In the case of a justified complaint, AIS may elect to carry out repairs or replacement. If the repair or replacement fails or if a reasonable period set by AIS for later performance expires, the Customer shall be entitled to demand an adequate price reduction or to withdraw from the contract.

9.2 AIS shall be under an obligation of compensate for such loss if damage arises for the customer because of a defective product or system, in as far as the customer can prove to it willfulness or gross negligence,

9.3 Indemnification claims of the buyer on whatever legal grounds are excluded. This does not apply to cases of premeditation or gross negligence, due to hazard to life, body or health, for liability according to the product liability law, for warranty AIS have assumed for which damage due to a liable violation of fundamental contractual duties or in other cases of a legally obligatory liability.

9.4 The liability for the culpable breach of fundamental contractual obligations is however limited to compensation to the extent of assessable damage.

9.5 Any claims from warranties shall only be prerogative of the direct buyer and are not assignable.

9.6 Generally, the warranty period shall be 24 months from the date of transfer of the risk, different warranty periods shall be identified separately.

## 10. Retention of title

10.1 The goods supplied by AIS shall remain AIS property until all AIS current and future claims against the Customer have been satisfied, to the extent that they are associated with the goods supplied.

## 11. Marketing Material and Cooperation

11.1 All the marketing activities that take place by the customer, which use different logos and brands that belong to AIS, such as pictures, documentations or publishing materials should be agreed by both parties by written notice.

11.2 All the pictures shown in AIS documentations such as pictures, drawings, prices...and all the images on the web site and documents of sale are approximations or similar only for the use of explaining and illustrating the main details of the product and are not binding in terms of weight and dimension specifications.

## 12. Industrial property rights

The contract partner also warrants that the production and delivery of products manufactured at his behest do not violate third-party property rights and shall indemnify AIS against all opposing claims.

# General terms and business conditions

## **13. Ownership of design, mold, tools and different kind of equipment.**

13.1 Other way agreed by written, all the molds and tools used to manufacture products at customer behest are property of AIS, including intellectual property of drawings, even when the cost of the mold shall be paid wholly or partially by the customer.

13.2 Molds, tools, or different kind of equipment owned by the customer may be disposed by AIS, more particularly destroy them, if no re-ordering is made within three years.

## **14. Data Protection**

14.1 The customer grant AIS his express agreement for the processing and storage of data which have become known in the scope of business relations.

## **15. Place of performance, place of jurisdiction, applicable law**

15.1 The place of performance for all services provided in connection with a delivery or service supplied by AIS is the corresponding location of AIS company.

15.2 The law of AIS company location shall apply to national deliveries or services supplied by AIS, and the Vienna Sale of Goods Law (United Nations Treaty concerning contracts affecting international sale of goods dated 11th April 1980) shall apply to international relationships.

15.3 The AIS company location is the agreed and exclusive place of jurisdiction for all disputes arising from or in connection with deliveries or services supplied by AIS.

## **16. Final Clauses**

16.1 If any provision of the underlying contract should be invalid or ineffective, this shall not affect the validity of the remaining provisions of the contract.

16.2 By this document all previous Terms and Business Conditions are cancelled.



A full-page photograph of a modern building's interior, featuring a large, curved staircase with glass railings. The entire image is overlaid with a semi-transparent red filter. A person is visible walking on the upper level of the stairs on the left side.

**Building the world,  
we believe in.**



Spanish Office Phone: +34 918 171 884

German Office Phone: +49 6029-993039-0

✉ info@aisoutnovation.com

 **aisoutnovation.com**

